



INVESTMENT REPORT

For the Period Ended
March 31, 2021

Prepared by
Valley View Consulting, L.L.C.

The investment portfolio of the City of San Benito is in compliance with the Public Funds Investment Act and the City of San Benito Investment Policy.

City Manager

Finance Director

Assistant Finance Director

Disclaimer: These reports were compiled using information provided by the City. No procedures were performed to test the accuracy or completeness of this information. The market values included in these reports were obtained by Valley View Consulting, L.L.C. from sources believed to be accurate and represent proprietary valuation. Due to market fluctuations these levels are not necessarily reflective of current liquidation values. Yield calculations are not determined using standard performance formulas, are not representative of total return yields and do not account for investment advisor fees.

Summary

Quarter End Results by Investment Category:

Asset Type	December 31, 2020		March 31, 2021		
	Book Value	Market Value	Book Value	Market Value	Ave. Yield
Bank Account	\$ 8,468,585	\$ 8,468,585	\$ 7,090,859	\$ 7,090,859	0.13%
MMA/LGIPs	17,939,966	17,939,966	19,962,275	19,962,275	0.08%
CDs/Securities	12,220,930	12,220,930	10,610,669	10,610,669	0.28%
Totals	\$ 38,629,481	\$ 38,629,481	\$ 37,663,803	\$ 37,663,803	0.14%

Average Yield Current Quarter (1):

Total Portfolio	0.14%
Rolling Three Month Treasury	0.06%
Rolling Six Month Treasury	0.09%
TexPool	0.02%

Fiscal Year-to-Date Average Yield (2):

Total Portfolio	0.17%
Rolling Three Month Treasury	0.08%
Rolling Six Month Treasury	0.10%
TexPool	0.05%

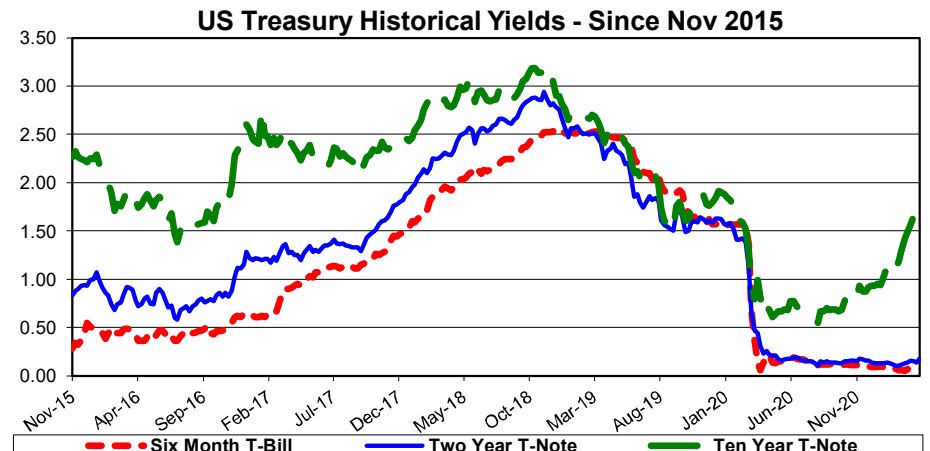
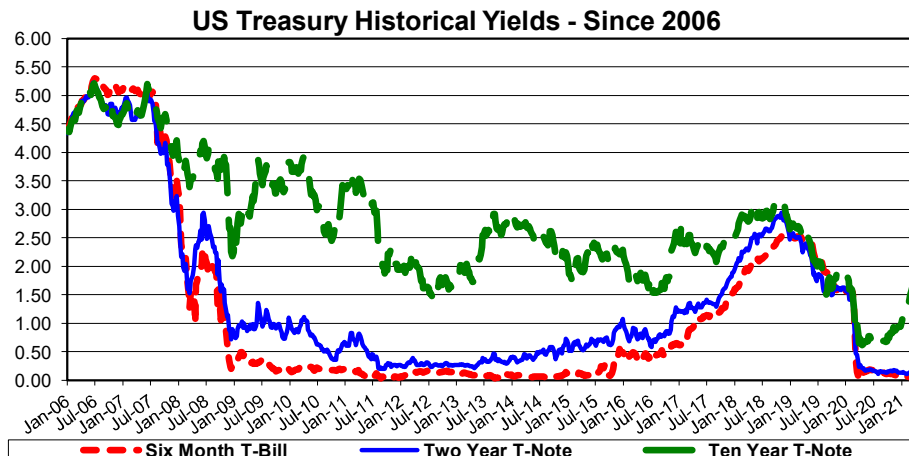
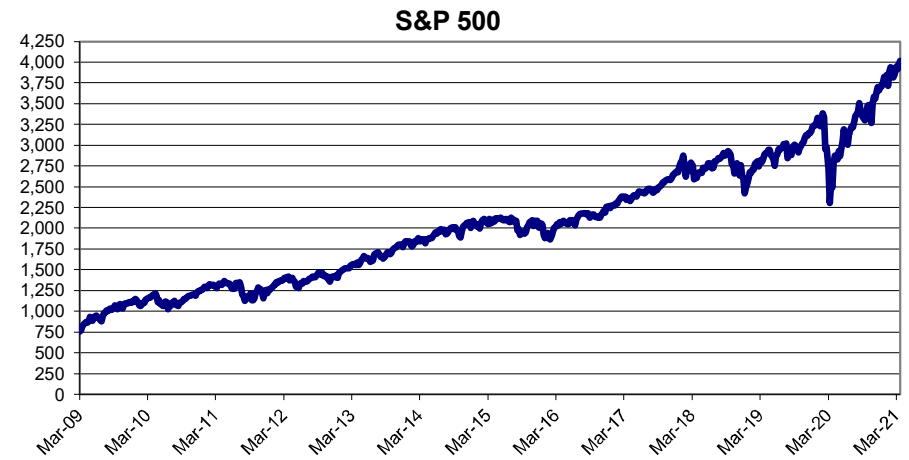
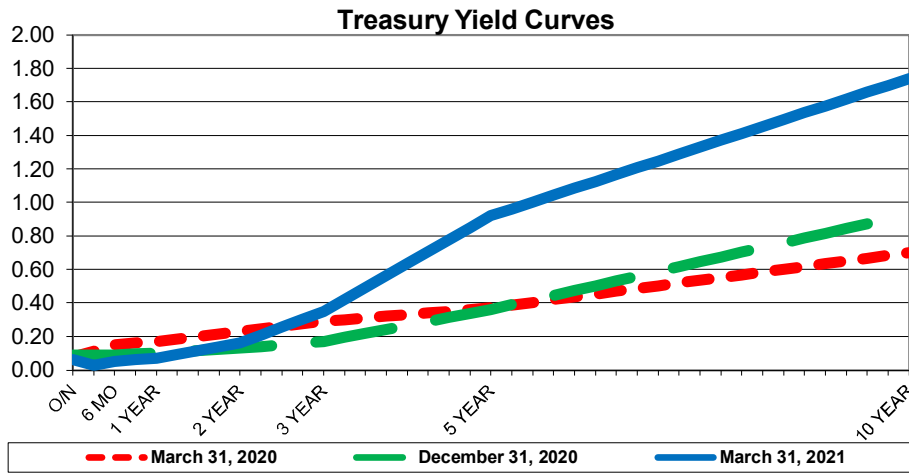
Interest Income (Approximate)

Quarterly Interest Income	\$ 9,048
YTD Interest Income	\$ 25,735

(1) **Average Yield Current Quarter** - based on adjusted book value, realized and unrealized gains/losses and investment advisory fees are not considered. The yield for the reporting month is used for bank, pool, and money market balances.

(2) **Fiscal Year-to-Date Average Yields** - calculated using quarter end report yields and adjusted book values and does not reflect a total return analysis or account for advisory fees.

The Federal Open Market Committee (FOMC) maintained the Fed Funds target range at 0.00% to 0.25% (Effective Fed Funds are trading <0.10%), and projected that reduced rates could remain into 2023 or longer. Fourth Quarter GDP finalized at +4.3%. March Non Farm Payroll added 916k and Unemployment declined to 6.0%. Crude oil traded above \$60 per barrel. The Stock Markets reached new highs. Housing, Industrial Production, Durable Goods, Consumer Spending, and other indicators showed solid gains. An additional \$1.9 trillion stimulus package passed Congress and was signed by the President. The Yield Curve continued steepening on longer maturities.



Investment Holdings

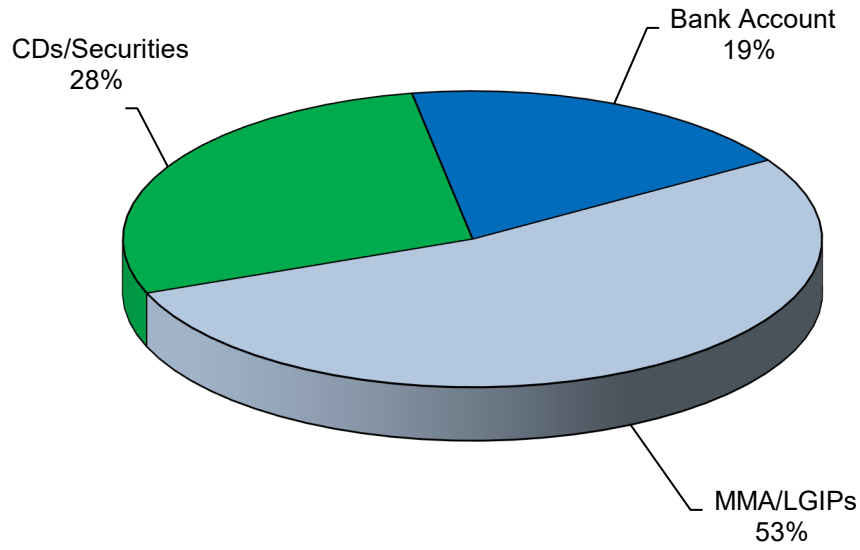
March 31, 2021

Description	Coupon/ Rating	Discount	Maturity Date	Settlement Date	Par Value	Book Value	Market Price	Market Value	Life (days)	Yield
FCB Account		0.13%	04/01/21	03/31/21	\$ 7,090,859	\$ 7,090,859	1.00	\$ 7,090,859	1	0.13%
Southside Bank MMA		0.07%	04/01/21	03/31/21	2,739,712	2,739,712	1.00	2,739,712	1	0.07%
Veritex Bank MMA		0.10%	04/01/21	03/31/21	6,042,240	6,042,240	1.00	6,042,240	1	0.10%
Texas Regional Bank MMA		0.28%	04/01/21	03/31/21	499,994	499,994	1.00	499,994	1	0.28%
Texas Regional Bank MMA #2		0.21%	04/01/21	03/31/21	1,999,982	1,999,982	1.00	1,999,982	1	0.21%
TexPool	AAAm	0.02%	04/01/21	03/31/21	8,680,348	8,680,348	1.00	8,680,348	1	0.02%
Texas Regional Bank CD		0.27%	06/04/21	12/04/20	9,206,125	9,206,125	100.00	9,206,125	65	0.27%
Texas Regional Bank CD		0.35%	02/12/22	02/12/21	1,404,544	1,404,544	100.00	1,404,544	318	0.35%
					\$ 37,663,803	\$ 37,663,803		\$ 37,663,803	28	0.14%
									(1)	(2)

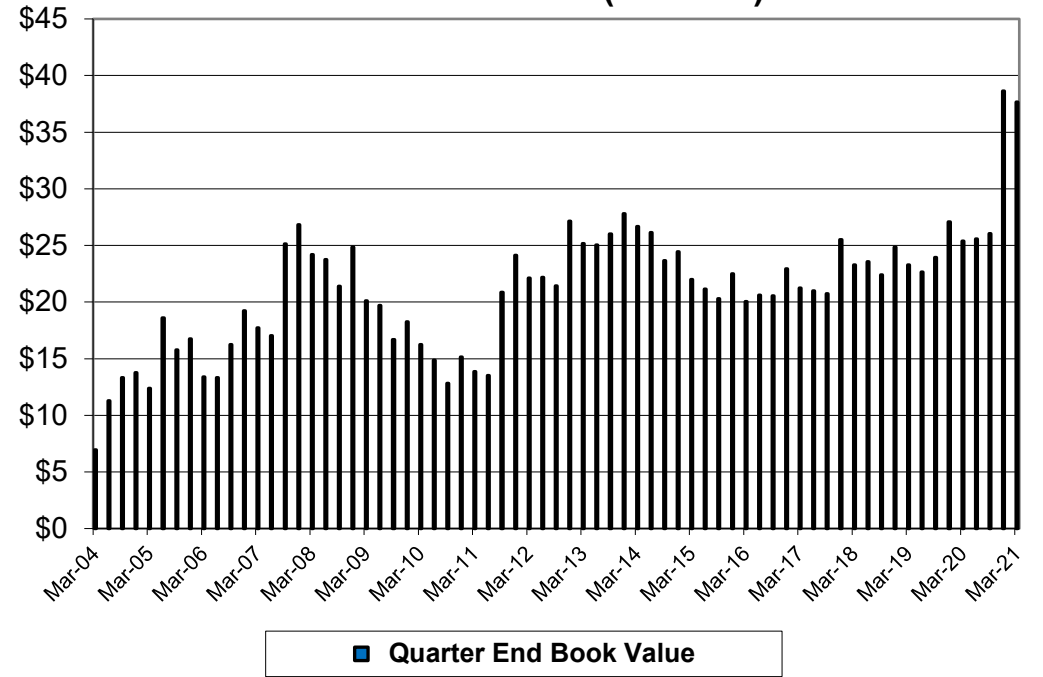
(1) **Weighted average life** - For purposes of calculating weighted average life, bank, pool and money market balances are assumed to have a one day maturity.

(2) **Weighted average yield to maturity** - The weighted average yield to maturity is based on adjusted book value, realized and unrealized gains/losses and investment advisory fees are not considered. The yield for the reporting month is used for bank, pool, and money market balances.

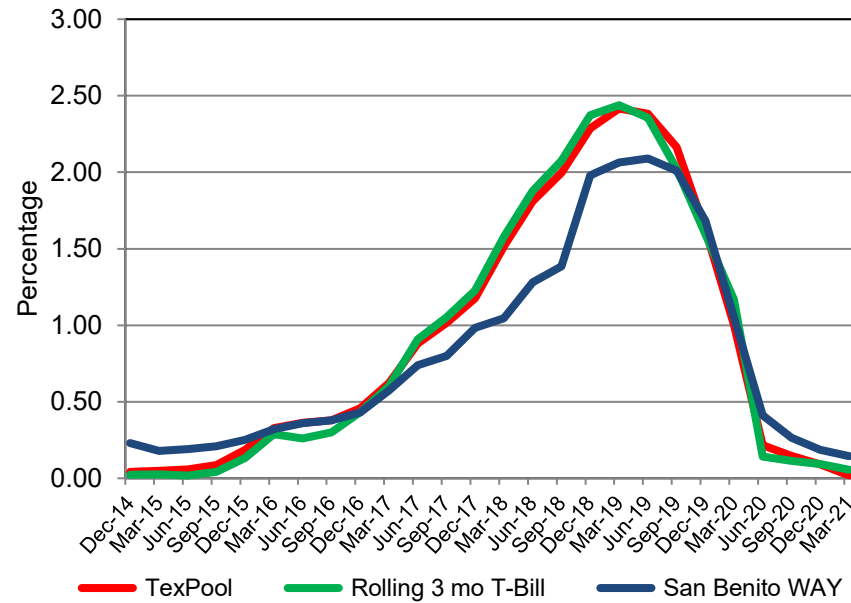
Portfolio Composition



Total Portfolio (Millions)



Total Portfolio Performance



Book & Market Value Comparison

Issuer/Description	Yield	Maturity Date	Book Value 12/31/20	Increases	Decreases	Book Value 03/31/21	Market Value 12/31/20	Change in Market Value	Market Value 03/31/21
FCB Account	0.13%	04/01/21	\$ 8,468,585	\$ -	\$ (1,377,726)	\$ 7,090,859	\$ 8,468,585	\$ (1,377,726)	\$ 7,090,859
Southside Bank MMA	0.07%	04/01/21	2,739,043	669	-	2,739,712	2,739,043	669	2,739,712
Veritex Bank MMA	0.10%	04/01/21	6,040,360	1,880	-	6,042,240	6,040,360	1,880	6,042,240
Texas Regional Bank MMA	0.28%	04/01/21	-	499,994	-	499,994	-	499,994	499,994
Texas Regional Bank MMA #2	0.21%	04/01/21	-	1,999,982	-	1,999,982	-	1,999,982	1,999,982
TexPool	0.02%	04/01/21	9,160,564	-	(480,216)	8,680,348	9,160,564	(480,216)	8,680,348
Texas Regional Bank CD	0.60%	02/15/21	1,003,027	-	(1,003,027)	-	1,003,027	(1,003,027)	-
East West Bank CD	0.38%	03/03/21	2,017,903	-	(2,017,903)	-	2,017,903	(2,017,903)	-
Texas Regional Bank CD	0.27%	06/04/21	9,200,000	6,125	-	9,206,125	9,200,000	6,125	9,206,125
Texas Regional Bank CD	0.35%	02/12/22	-	1,404,544	-	1,404,544	-	1,404,544	1,404,544
TOTAL / AVERAGE	0.14%		\$ 38,629,481	\$ 3,913,193	\$ (4,878,872)	\$ 37,663,803	\$ 38,629,481	\$ (965,678)	\$ 37,663,803

**Fund Allocation
Book & Market Value
March 31, 2021**

	Fund Total	FCB Account	Southside Bank MMA	Veritex Bank MMA	Texas Regional Bank MMA	TexPool	Texas Regional Bank CDs
Consolidated/General	\$ 13,929,252	\$ 2,581,149	\$ —	\$ 4,476,153	—	\$ 5,370,952	\$ 1,500,999
Escrow	266,042	—	—	—	—	266,042	—
Utilites Cons./W & S	10,037,831	1,332,709	—	—	999,996	—	7,705,126
Payroll	968,875	468,881	—	—	499,994	—	—
Water (Greenbank)	1,566,087	—	—	1,566,087	—	—	—
Water Treatment Plant	1,425,039	—	925,046	—	499,993	—	—
W&S O & M Reserve	469,374	—	411,311	—	—	58,063	—
W&S R & R Reserve	266,232	—	236,953	—	—	29,279	—
W & S Debt Service Reserve	447,098	—	384,195	—	—	62,903	—
W & S Reserve Capital Imp	213,173	—	—	—	—	213,173	—
Water and Sewer	1,600,093	—	—	—	—	1,600,093	—
CO 2007 EDC Projects	958,664	—	—	—	—	958,664	—
CO Series 2011	782,207	—	782,207	—	—	—	—
CO Series 2012	121,178	—	—	—	—	121,178	—
Cons. Cash Grant CO	569,514	569,514	—	—	—	—	—
Veterans Memorial	43,721	43,721	—	—	—	—	—
Resaca Trails	58,950	58,950	—	—	—	—	—
Hotel/Motel Tax	562,888	62,895	—	—	499,993	—	—
Community Dev. Block Grant	251	251	—	—	—	—	—
DSRIP UTHSCSA	25,795	25,795	—	—	—	—	—
Police	4,954	4,954	—	—	—	—	—
Forfeiture Seizure Federal	63,658	63,658	—	—	—	—	—
Special Investigations Ckg	195,566	195,566	—	—	—	—	—
Special investigation Svgs	59,883	59,883	—	—	—	—	—
Fire Relief & Retirement Plan	80,193	80,193	—	—	—	—	—
Border Security	16,078	16,078	—	—	—	—	—
Emergency Management Funds	188,373	188,373	—	—	—	—	—
Coronavirus Funds	1,286,561	1,286,561	—	—	—	—	—
TIRZ	1,456,271	51,727	—	—	—	—	1,404,544
TOTAL	\$ 37,663,803	\$ 7,090,859	\$ 2,739,712	\$ 6,042,240	\$ 2,499,975	\$ 8,680,348	\$ 10,610,669

**Fund Allocation
Book & Market Value
December 31, 2020**

	Fund Total	FCB Account	Southside Bank MMA	Veritex Bank MMA	TexPool	East West Bank CDs	Texas Regional Bank CDs
Consolidated/General	\$ 13,781,194	\$ 2,436,106	\$ —	\$ 4,474,760	\$ 5,370,328	\$ —	\$ 1,500,000
Escrow	266,011	—	—	—	266,011	—	—
Utilites Cons./W & S	11,172,996	3,472,996	—	—	—	—	7,700,000
Payroll	622,444	622,444	—	—	—	—	—
Water (Greenbank)	1,565,599	—	—	1,565,599	—	—	—
Water Treatment Plant	1,429,296	—	924,820	—	—	504,476	—
W&S O & M Reserve	469,275	—	411,218	—	58,056	—	—
W&S R & R Reserve	266,175	—	236,900	—	29,275	—	—
W & S Debt Service Reserve	447,004	—	384,108	—	62,896	—	—
W & S Reserve Capital Imp	213,148	—	—	—	213,148	—	—
Water and Sewer	2,081,133	—	—	—	2,081,133	—	—
CO 2007 EDC Projects	958,553	—	—	—	958,553	—	—
CO Series 2011	781,997	—	781,997	—	—	—	—
CO Series 2012	121,164	—	—	—	121,164	—	—
Cons. Cash Grant CO	1,381,011	372,060	—	—	—	1,008,951	—
Veterans Memorial	43,708	43,708	—	—	—	—	—
Resaca Trails	150,617	150,617	—	—	—	—	—
Hotel/Motel Tax	549,642	45,167	—	—	—	504,476	—
Community Dev. Block Grant	890	890	—	—	—	—	—
DSRIP UTHSCSA	25,787	25,787	—	—	—	—	—
Police	2,162	2,162	—	—	—	—	—
Forfeiture Seizure Federal	71,229	71,229	—	—	—	—	—
Special Investigations Ckg	203,245	203,245	—	—	—	—	—
Special investigation Svgs	57,179	57,179	—	—	—	—	—
Fire Relief & Retirement Plan	58,879	58,879	—	—	—	—	—
Border Security	16,073	16,073	—	—	—	—	—
Emergency Management Funds	167,212	167,212	—	—	—	—	—
Coronavirus Funds	271,186	271,186	—	—	—	—	—
TIRZ	1,454,673	451,646	—	—	—	—	1,003,027
TOTAL	\$ 38,629,481	\$ 8,468,585	\$ 2,739,043	\$ 6,040,360	\$ 9,160,564	\$ 2,017,903	\$ 10,203,027