



INVESTMENT REPORT

For the Period Ended
December 31, 2020

Prepared by
Valley View Consulting, L.L.C.

The investment portfolio of the City of San Benito is in compliance with the Public Funds Investment Act and the City of San Benito Investment Policy.

City Manager

Finance Director

Assistant Finance Director

Disclaimer: These reports were compiled using information provided by the City. No procedures were performed to test the accuracy or completeness of this information. The market values included in these reports were obtained by Valley View Consulting, L.L.C. from sources believed to be accurate and represent proprietary valuation. Due to market fluctuations these levels are not necessarily reflective of current liquidation values. Yield calculations are not determined using standard performance formulas, are not representative of total return yields and do not account for investment advisor fees.

Summary

Quarter End Results by Investment Category:

Asset Type	September 30, 2020		December 31, 2020		
	Book Value	Market Value	Book Value	Market Value	Ave. Yield
Bank Account	\$ 8,564,266	\$ 8,564,266	\$ 8,468,585	\$ 8,468,585	0.12%
MMA/LGIPs	12,934,368	12,934,368	17,939,966	17,939,966	0.13%
CDs/Securities	4,530,082	4,530,082	12,220,930	12,220,930	0.32%
Totals	\$ 26,028,716	\$ 26,028,716	\$ 38,629,481	\$ 38,629,481	0.19%

Average Yield Current Quarter (1):

Total Portfolio	0.19%
Rolling Three Month Treasury	0.09%
Rolling Six Month Treasury	0.12%
TexPool	0.09%

Fiscal Year-to-Date Average Yield (2):

Total Portfolio	0.19%
Rolling Three Month Treasury	0.09%
Rolling Six Month Treasury	0.12%
TexPool	0.09%

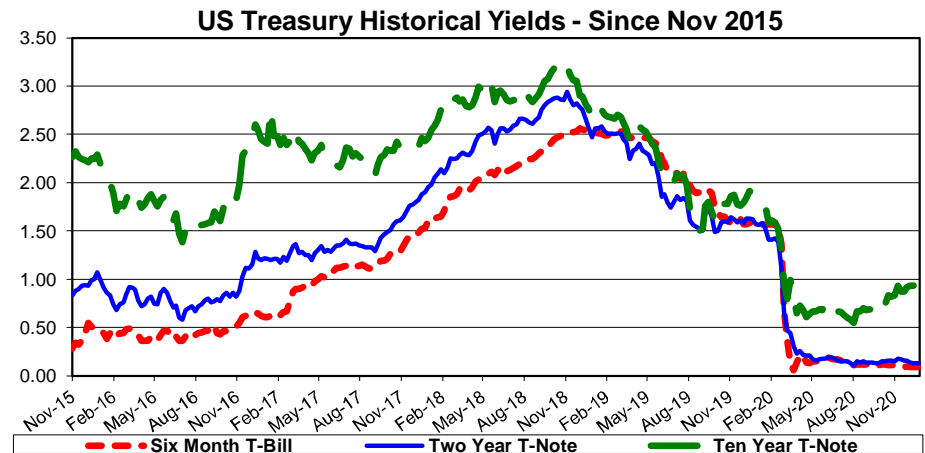
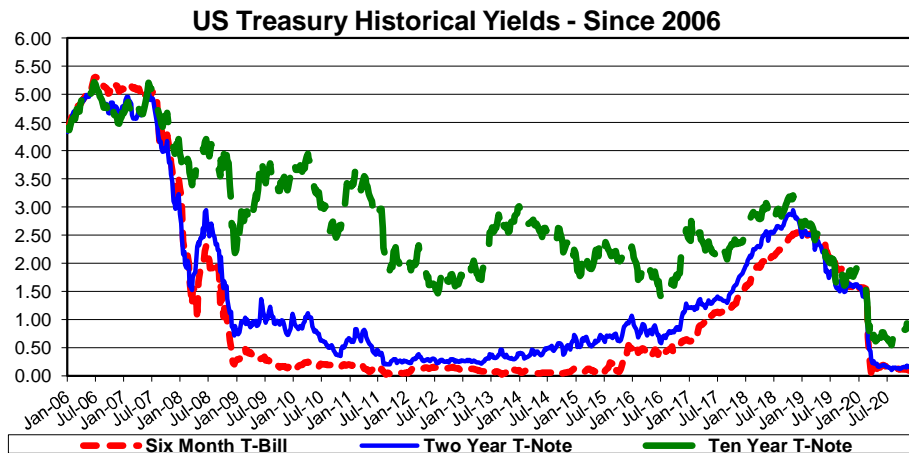
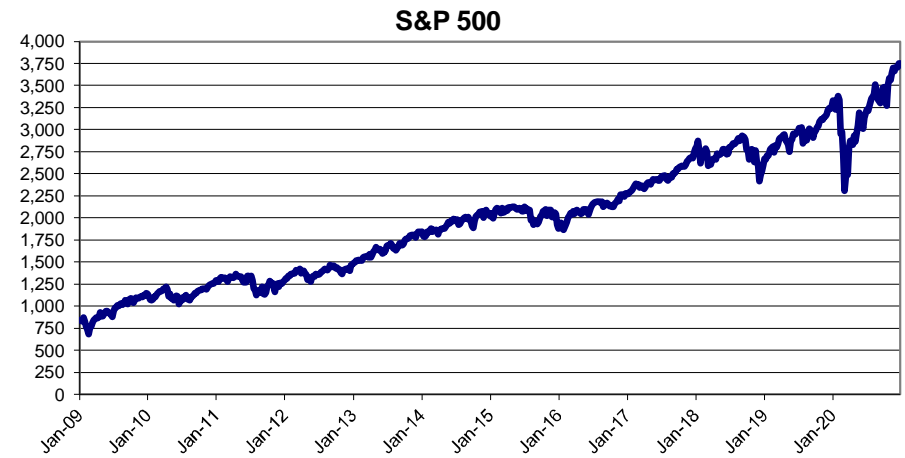
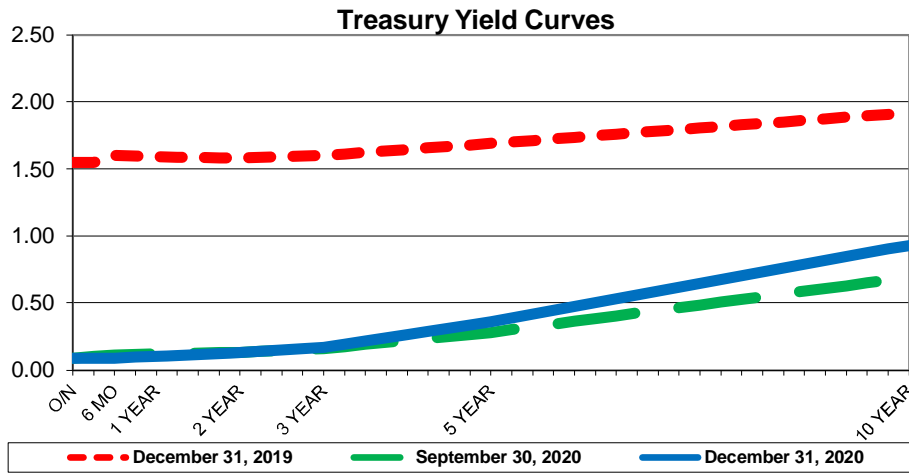
Interest Income (Approximate)

Quarterly Interest Income	\$ 16,687
YTD Interest Income	\$ 16,687

(1) **Average Yield Current Quarter** - based on adjusted book value, realized and unrealized gains/losses and investment advisory fees are not considered. The yield for the reporting month is used for bank, pool, and money market balances.

(2) **Fiscal Year-to-Date Average Yields** - calculated using quarter end report yields and adjusted book values and does not reflect a total return analysis or account for advisory fees.

The Federal Open Market Committee (FOMC) maintained the Fed Funds target range at 0.00% to 0.25% (Effective Fed Funds are trading +/-0.10%), and projected that reduced rates could remain into 2024. Second estimate of Third Quarter GDP was finalized at +33.4%, but still remains 3.5% below pre-pandemic levels. Crude oil traded above \$50 per barrel. Employment/ Unemployment continues modest improvement. The Stock Markets reached new highs. Housing continues adding positive economic activity. Additional fiscal stimulus passed and was signed by the President. The Yield Curve steepened slightly from last quarter end.



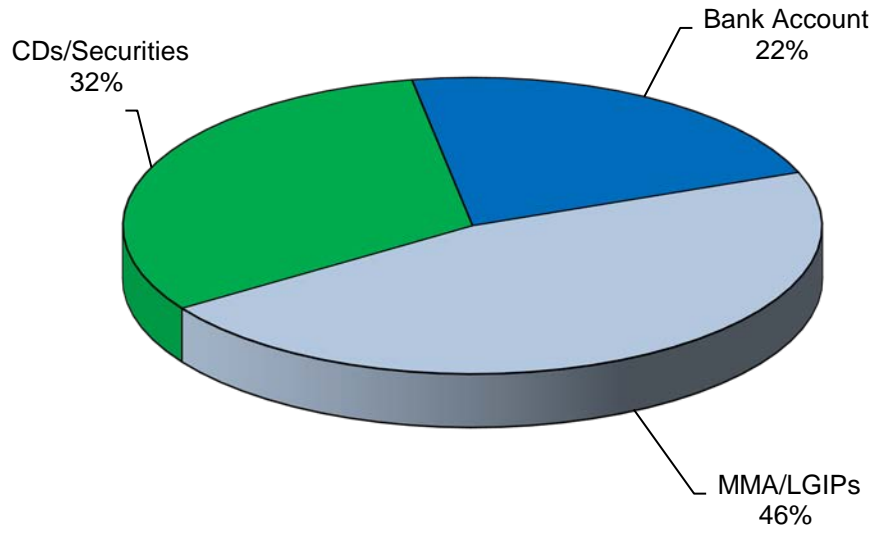
Investment Holdings
December 31, 2020

Description	Rating	Coupon/ Discount	Maturity Date	Settlement Date	Par Value	Book Value	Market Price	Market Value	Life (days)	Yield
FCB Account		0.12%	01/01/21	12/31/20	\$ 8,468,585	\$ 8,468,585	1.00	\$ 8,468,585	1	0.12%
Southside Bank MMA		0.15%	01/01/21	12/31/20	9,160,564	9,160,564	1.00	9,160,564	1	0.15%
Veritex Bank MMA		0.14%	01/01/21	12/31/20	2,739,043	2,739,043	1.00	2,739,043	1	0.14%
TexPool	AAAm	0.09%	01/01/21	12/31/20	6,040,360	6,040,360	1.00	6,040,360	1	0.09%
Texas Regional Bank CD		0.60%	02/15/21	05/15/20	1,003,027	1,003,027	100.00	1,003,027	46	0.60%
East West Bank CD		0.38%	03/03/21	09/03/20	2,017,903	2,017,903	100.00	2,017,903	62	0.38%
Texas Regional Bank CD		0.27%	06/04/21	12/04/20	9,200,000	9,200,000	100.00	9,200,000	155	0.27%
					\$ 38,629,481	\$ 38,629,481		\$ 38,629,481	42	0.19%
									(1)	(2)

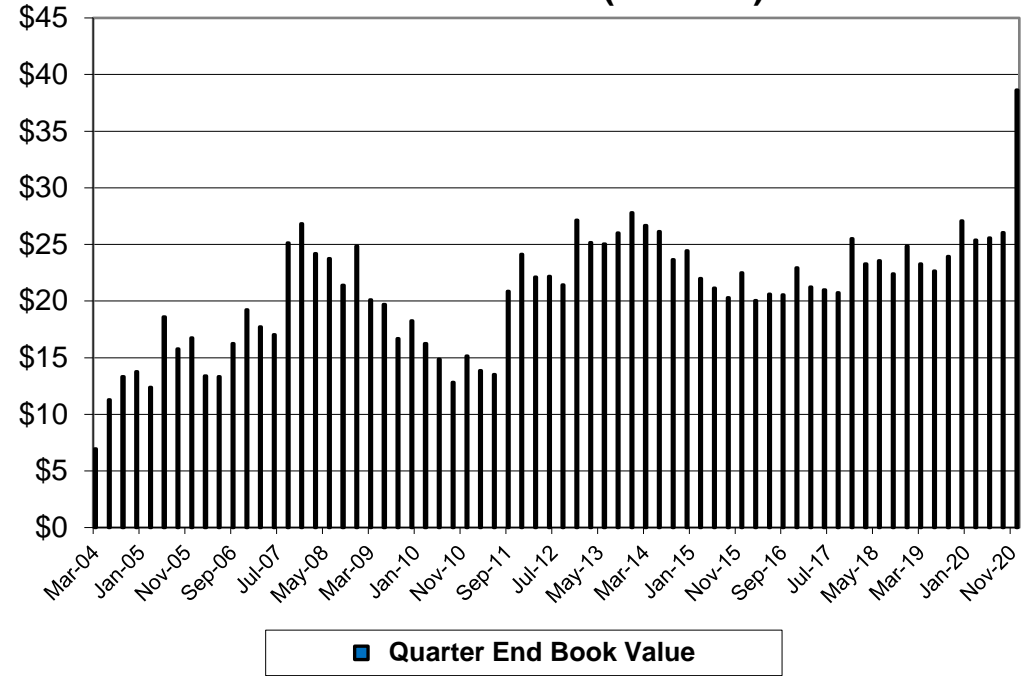
(1) Weighted average life - For purposes of calculating weighted average life, bank, pool and money market balances are assumed to have a one day maturity.

(2) Weighted average yield to maturity - The weighted average yield to maturity is based on adjusted book value, realized and unrealized gains/losses and investment advisory fees are not considered. The yield for the reporting month is used for bank, pool, and money market balances.

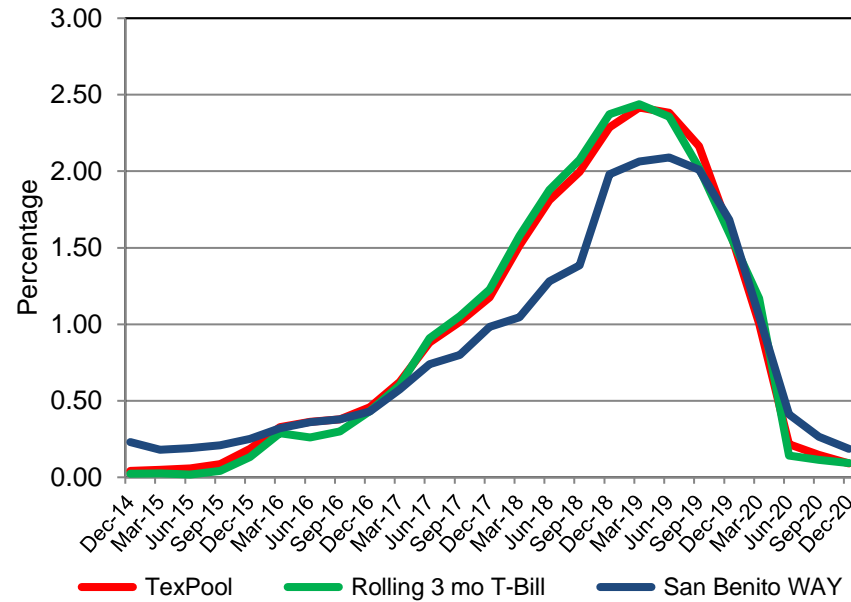
Portfolio Composition



Total Portfolio (Millions)



Total Portfolio Performance



Book & Market Value Comparison

Issuer/Description	Yield	Maturity Date	Book Value 09/30/20	Increases	Decreases	Book Value 12/31/20	Market Value 09/30/20	Change in Market Value	Market Value 12/31/20
FCB Account	0.12%	01/01/21	\$ 8,564,266	\$ -	\$ (95,681)	\$ 8,468,585	\$ 8,564,266	\$ (95,681)	\$ 8,468,585
Southside Bank MMA	0.15%	01/01/21	4,158,666	5,001,898	-	9,160,564	4,158,666	5,001,898	9,160,564
Veritex Bank MMA	0.14%	01/01/21	2,737,877	1,166	-	2,739,043	2,737,877	1,166	2,739,043
TexPool	0.09%	01/01/21	6,037,825	2,535	-	6,040,360	6,037,825	2,535	6,040,360
East West Bank CD	1.44%	12/03/20	1,512,598	-	(1,512,598)	-	1,512,598	(1,512,598)	-
Texas Regional Bank CD	0.60%	02/15/21	1,001,512	1,515	-	1,003,027	1,001,512	1,515	1,003,027
East West Bank CD	0.38%	03/03/21	2,015,971	1,932	-	2,017,903	2,015,971	1,932	2,017,903
Texas Regional Bank CD	0.27%	06/04/21	-	9,200,000	-	9,200,000	-	9,200,000	9,200,000
TOTAL / AVERAGE	0.19%		\$ 26,028,716	\$ 14,209,045	\$ (1,608,279)	\$ 38,629,481	\$ 26,028,716	\$ 12,600,766	\$ 38,629,481

**Fund Allocation
Book & Market Value
December 31, 2020**

	Fund Total	FCB Account	Southside Bank MMA	Veritex Bank MMA	TexPool	East West Bank CDs	Texas Regional Bank CDs
Consolidated/General	\$ 13,781,194	\$ 2,436,106	\$ —	\$ 4,474,760	\$ 5,370,328	\$ —	\$ 1,500,000
Escrow	266,011	—	—	—	266,011	—	—
Utlilities Cons./W & S	11,172,996	3,472,996	—	—	—	—	7,700,000
Payroll	622,444	622,444	—	—	—	—	—
Water (Greenbank)	1,565,599	—	—	1,565,599	—	—	—
Water Treatment Plant	1,429,296	—	924,820	—	—	504,476	—
W&S O & M Reserve	469,275	—	411,218	—	58,056	—	—
W&S R & R Reserve	266,175	—	236,900	—	29,275	—	—
W & S Debt Service Reserve	447,004	—	384,108	—	62,896	—	—
W & S Reserve Capital Imp	213,148	—	—	—	213,148	—	—
Water and Sewer	2,081,133	—	—	—	2,081,133	—	—
CO 2007 EDC Projects	958,553	—	—	—	958,553	—	—
CO Series 2011	781,997	—	781,997	—	—	—	—
CO Series 2012	121,164	—	—	—	121,164	—	—
Cons. Cash Grant CO	1,381,011	372,060	—	—	—	1,008,951	—
Veterans Memorial	43,708	43,708	—	—	—	—	—
Resaca Trails	150,617	150,617	—	—	—	—	—
Hotel/Motel Tax	549,642	45,167	—	—	—	504,476	—
Community Dev. Block Grant	890	890	—	—	—	—	—
DSRIP UTHSCSA	25,787	25,787	—	—	—	—	—
Police	2,162	2,162	—	—	—	—	—
Forfeiture Seizure Federal	71,229	71,229	—	—	—	—	—
Special Investigations Ckg	203,245	203,245	—	—	—	—	—
Special investigation Svgs	57,179	57,179	—	—	—	—	—
Fire Relief & Retirement Plan	58,879	58,879	—	—	—	—	—
Border Security	16,073	16,073	—	—	—	—	—
Emergency Management Funds	167,212	167,212	—	—	—	—	—
Coronavirus Funds	271,186	271,186	—	—	—	—	—
TIRZ	1,454,673	451,646	—	—	—	—	1,003,027
TOTAL	\$ 38,629,481	\$ 8,468,585	\$ 2,739,043	\$ 6,040,360	\$ 9,160,564	\$ 2,017,903	\$ 10,203,027

**Fund Allocation
Book & Market Value
September 30, 2020**

	Fund Total	FCB Account	Southside Bank MMA	Veritex Bank MMA	TexPool	East West Bank CDs	Texas Regional Bank CDs
Consolidated/General	\$ 10,640,842	\$ 2,286,136	\$ -	\$ 4,472,883	\$ 2,369,225	\$ 1,512,598	\$ -
Escrow	265,933	-	-	-	265,933	-	-
Utlitites Cons./W & S	3,857,932	3,857,932	-	-	-	-	-
Payroll	518,594	518,594	-	-	-	-	-
Water (Greenbank)	1,564,942	-	-	1,564,942	-	-	-
Water Treatment Plant	1,428,419	-	924,426	-	-	503,993	-
W&S O & M Reserve	469,096	-	411,057	-	58,039	-	-
W&S R & R Reserve	266,074	-	236,807	-	29,267	-	-
W & S Debt Service Reserve	446,834	-	383,957	-	62,877	-	-
W & S Reserve Capital Imp	213,086	-	-	-	213,086	-	-
Water and Sewer	80,835	-	-	-	80,835	-	-
CO 2007 EDC Projects	958,273	-	-	-	958,273	-	-
CO Series 2011	781,630	-	781,630	-	-	-	-
CO Series 2012	121,129	-	-	-	121,129	-	-
Cons. Cash Grant CO	1,388,832	380,846	-	-	-	1,007,986	-
Veterans Memorial	43,694	43,694	-	-	-	-	-
Resaca Trails	103,703	103,703	-	-	-	-	-
Hotel/Motel Tax	552,746	48,753	-	-	-	503,993	-
Community Dev. Block Grant	110	110	-	-	-	-	-
DSRIP UTHSCSA	26,832	26,832	-	-	-	-	-
Police	2,991	2,991	-	-	-	-	-
Forfeiture Seizure Federal	68,258	68,258	-	-	-	-	-
Special Investigations Ckg	195,443	195,443	-	-	-	-	-
Special investigation Svgs	57,179	57,179	-	-	-	-	-
Fire Relief & Retirement Plan	49,000	49,000	-	-	-	-	-
Border Security	16,066	16,066	-	-	-	-	-
Emergency Management Funds	186,125	186,125	-	-	-	-	-
Coronavirus Funds	271,100	271,100	-	-	-	-	-
TIRZ	1,453,016	451,504	-	-	-	-	1,001,512
TOTAL	\$ 26,028,716	\$ 8,564,266	\$ 2,737,877	\$ 6,037,825	\$ 4,158,666	\$ 3,528,569	\$ 1,001,512