



Finance

INVESTMENT REPORT

For the Period Ended
December 31, 2013

Prepared by
Valley View Consulting, L.L.C.

The investment portfolio of the City of San Benito is in compliance with the Public Funds Investment Act and the City of San Benito Investment Policy.

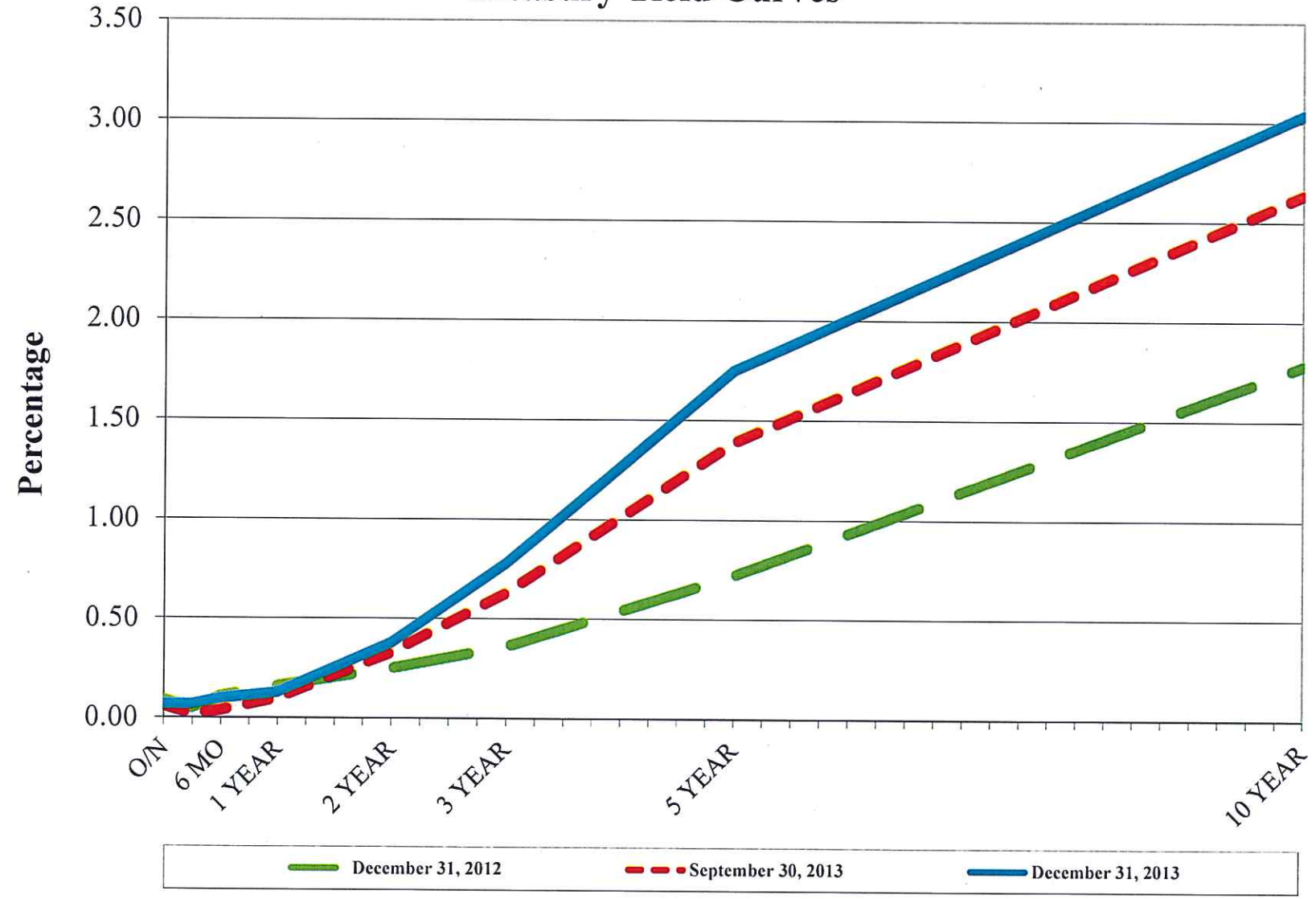
City Manager

Finance Director

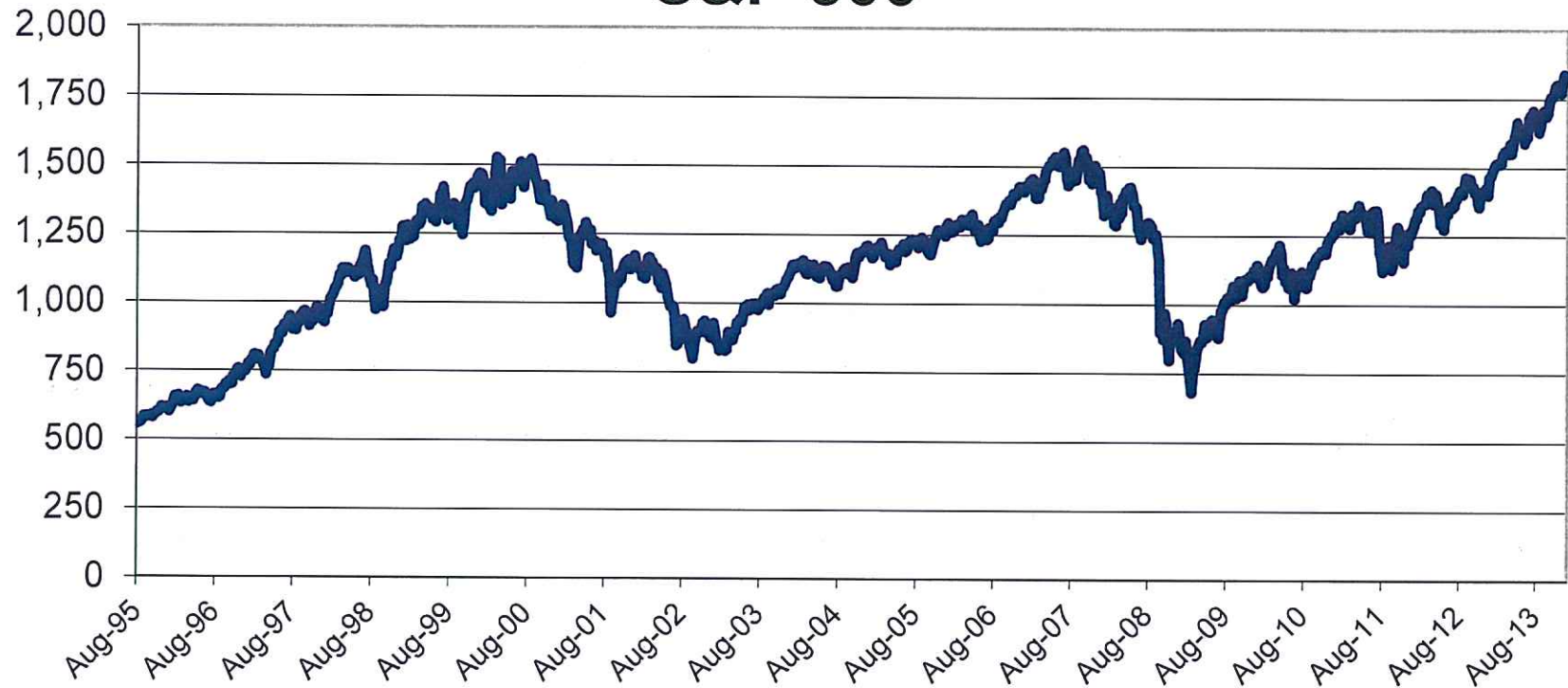
Assistant Finance Director

Disclaimer: These reports were compiled using information provided by the City. No procedures were performed to test the accuracy or completeness of this information. The market values included in these reports were obtained by Valley View Consulting, L.L.C. from sources believed to be accurate and represent proprietary valuation. Due to market fluctuations these levels are not necessarily reflective of current liquidation values. Yield calculations are not determined using standard performance formulas, are not representative of total return yields and do not account for investment advisor fees.

Treasury Yield Curves




S&P 500



Portfolio Composition

Local Government
Pools 56%



Bank
Accounts/MMA
44%

Book Value Comparison

Description	Coupon/ Discount	Maturity Date	Settlement Date	September 30, 2013			December 31, 2013		
				Original Face\ Par Value	Book Value	Purchases at Cost	Sales/ Maturities	Original Face\ Par Value	Book Value
FCB	0.50%	01/01/2014	12/31/2013	\$ 6,748,071	\$ 6,748,071	\$ 189,192	\$ -	\$ 6,937,264	\$ 6,937,264
Southside Bank MMA	0.19%	01/01/2014	12/31/2013	5,271,082	5,271,082	2,801		5,273,883	5,273,883
TexPool	0.04%	01/01/2014	12/31/2013	13,990,652	13,990,652	1,590,258		15,580,911	15,580,911
TOTAL				\$ 26,009,806	\$ 26,009,806	\$ 1,782,252	\$ -	\$ 27,792,058	\$ 27,792,058

Market Value Comparison

Description	Coupon/ Discount	Maturity Date	September 30, 2013			December 31, 2013			
			Original Face\ Par Value	Market Price	Market Value	Qtr-to-Qtr Change	Original Face\ Par Value	Market Price	Market Value
FCB	0.50%	01/01/2014	\$ 6,748,071	1.00	\$ 6,748,071	\$ 189,192	\$ 6,937,264	1.00	\$ 6,937,264
Southside Bank MMA	0.19%	01/01/2014	5,271,082	1.00	5,271,082	2,801	5,273,883	1.00	5,273,883
TexPool	0.04%	01/01/2014	13,990,652	1.00	13,990,652	1,590,258	15,580,911	1.00	15,580,911
TOTAL			\$ 26,009,806		\$ 26,009,806	\$ 1,782,252	\$ 27,792,058		\$ 27,792,058

Fund Allocation
Book & Market Value
September 30, 2013

	<u>Book Value</u> <u>Fund Total</u>	<u>FCB</u> <u>Account</u>	<u>Texpool</u>	<u>Southside Bank</u>
Consolidated/General	3,872,401.87	1,675,908.30	1,191,979.71	1,004,513.86
Escrow	10,405.59	-	10,405.59	-
Utilites Cons./W & S	6,251,270.02	2,579,571.08	3,671,698.94	-
Payroll	112,170.79	112,170.79	-	-
W&S O & M Reserve	457,363.79	-	55,756.11	401,607.68
W&S R & R Reserve	429,220.16	-	27,612.50	401,607.66
W & S Debt Service Reserve	1,264,145.45	-	59,322.42	1,204,823.03
W & S Reserve Capital Imp	201,038.99	-	201,038.99	-
CO Project Fund	361,153.12	-	361,153.12	-
NADB Loan 2004	44,477.50	44,477.50	-	-
CO 2007 EDC Projects	1,708,377.64	-	1,708,377.64	-
CO Series 2011	5,801,971.27	-	3,793,932.83	2,008,038.44
CO Series 2012	2,529,746.97	-	2,529,746.97	-
Cons. Cash Grant CO	1,129.29	1,129.29	-	-
Police	25.64	25.64	-	-
Forfeiture Seizure Federal	173,699.04	173,699.04	-	-
Special Investigations Ckg	54,480.47	54,480.47	-	-
Special investigation Svgs	11,551.61	11,551.61	-	-
Veterans Memorial	22,425.30	22,425.30	-	-
Resaca Trails	418.77	418.77	-	-
Hotel/Motel Tax	160,290.46	160,290.46	-	-
Community Dev. Block Grant	5,230.26	5,230.26	-	-
Fire Relief & Retirement Plan	362,191.98	362,191.98	-	-
Border Security	15,465.07	15,465.07	-	-
Emergency Management Funds	125,613.42	125,613.42	-	-
Revolving Loan	8,820.55	8,820.55	-	-
Local Match	73.94	73.94	-	-
TIRZ	127,405.68	127,405.68	-	-
Sub-totals	24,112,564.64	5,480,949.15	13,611,024.82	5,020,590.67
EDC	1,896,172.11	1,266,053.20	379,627.53	250,491.38
EDC-SB CULTURAL HERITAGE TOURISM	1,069.04	1,069.04	-	-
Totals	26,009,805.79	6,748,071.39	13,990,652.35	5,271,082.05