



## INVESTMENT REPORT

For the Period Ended  
June 30, 2020

Prepared by  
Valley View Consulting, L.L.C.

The investment portfolio of the City of San Benito is in compliance with the Public Funds Investment Act and the City of San Benito Investment Policy.

---

City Manager

---

Finance Director

---

Assistant Finance Director

**Disclaimer:** These reports were compiled using information provided by the City. No procedures were performed to test the accuracy or completeness of this information. The market values included in these reports were obtained by Valley View Consulting, L.L.C. from sources believed to be accurate and represent proprietary valuation. Due to market fluctuations these levels are not necessarily reflective of current liquidation values. Yield calculations are not determined using standard performance formulas, are not representative of total return yields and do not account for investment advisor fees.

## Summary

### Quarter End Results by Investment Category:

Asset Type	March 31, 2020		June 30, 2020		
	Book Value	Market Value	Book Value	Market Value	Ave. Yield
Bank Account	\$ 7,926,090	\$ 7,926,090	\$ 8,131,536	\$ 8,131,536	0.13%
MMA/LGIPs	12,914,520	12,914,520	12,927,190	12,927,190	0.28%
CDs/Securities	4,527,390	4,527,390	4,517,137	4,517,137	1.30%
<b>Totals</b>	<b>\$ 25,368,000</b>	<b>\$ 25,368,000</b>	<b>\$ 25,575,864</b>	<b>\$ 25,575,864</b>	0.41%

#### Average Yield Current Quarter (1):

Total Portfolio	0.41%
Rolling Three Month Treasury	0.14%
Rolling Six Month Treasury	0.67%
TexPool	0.22%

#### Fiscal Year-to-Date Average Yield (2):

Total Portfolio	1.05%
Rolling Three Month Treasury	0.97%
Rolling Six Month Treasury	1.28%
TexPool	0.95%

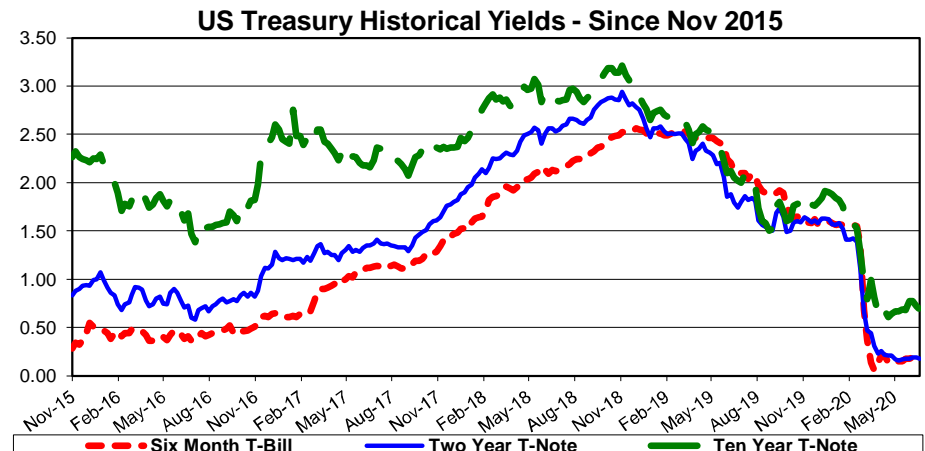
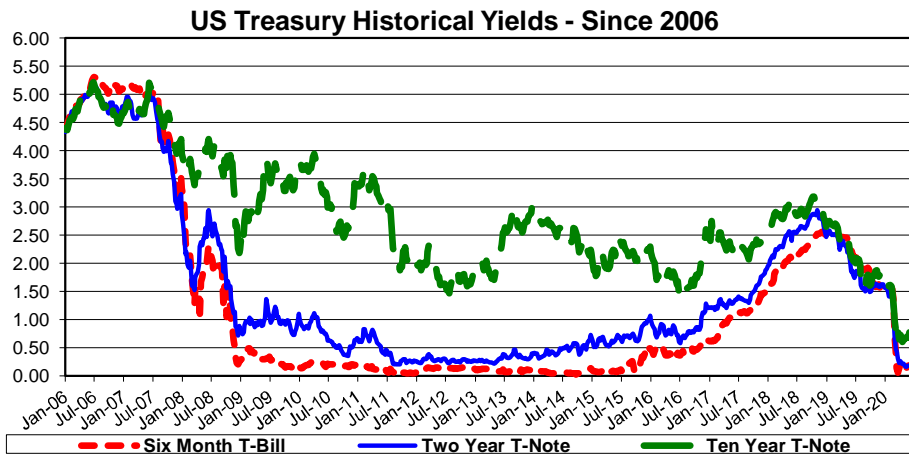
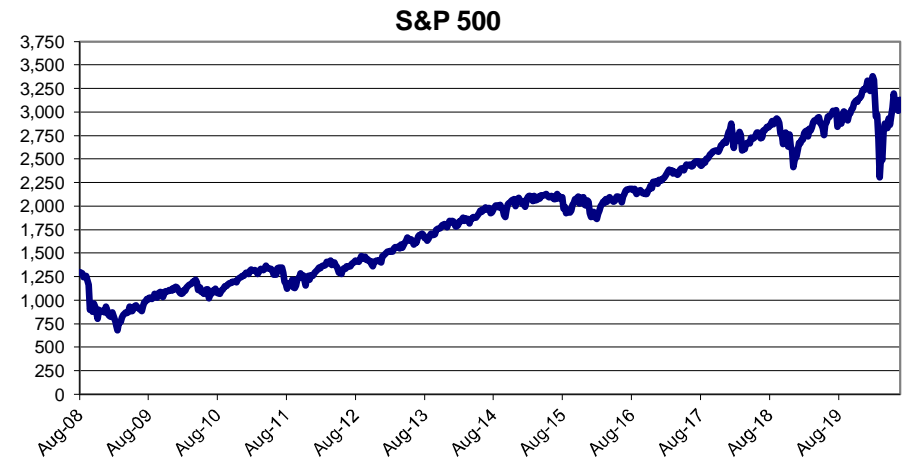
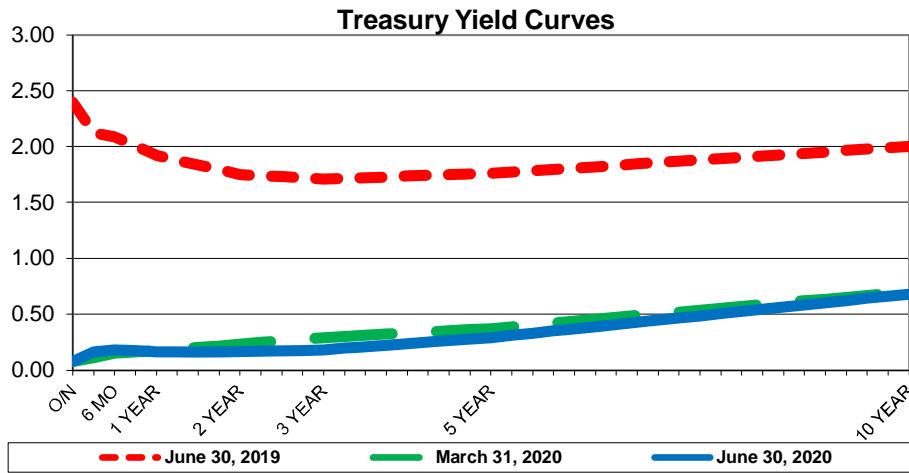
#### Interest Income

Quarterly Interest Income	\$ 35,203
YTD Interest Income	\$ 239,448

(1) **Average Yield Current Quarter** - based on adjusted book value, realized and unrealized gains/losses and investment advisory fees are not considered. The yield for the reporting month is used for bank, pool, and money market balances.

(2) **Fiscal Year-to-Date Average Yields** - calculated using quarter end report yields and adjusted book values and does not reflect a total return analysis or account for advisory fees.

The Federal Open Market Committee (FOMC) maintained the Fed Funds target range at 0.00% to 0.25% (Effective Fed Funds are trading +/-0.08%). Worldwide and domestic economic activity popped-up as isolation protocols eased. However, continued positive COVID test growth may impact additional activity. The Yield Curve remains stabilized at current levels. The FOMC has signaled reduced rates for an extended period. Crude oil increased to \$40+ per barrel. Unemployment claims continued to rise, but June Non Farm Payroll surged to 4.8 million. The Stock Market wobbled but stabilized. Full recovery timeline still very uncertain.



## Investment Holdings

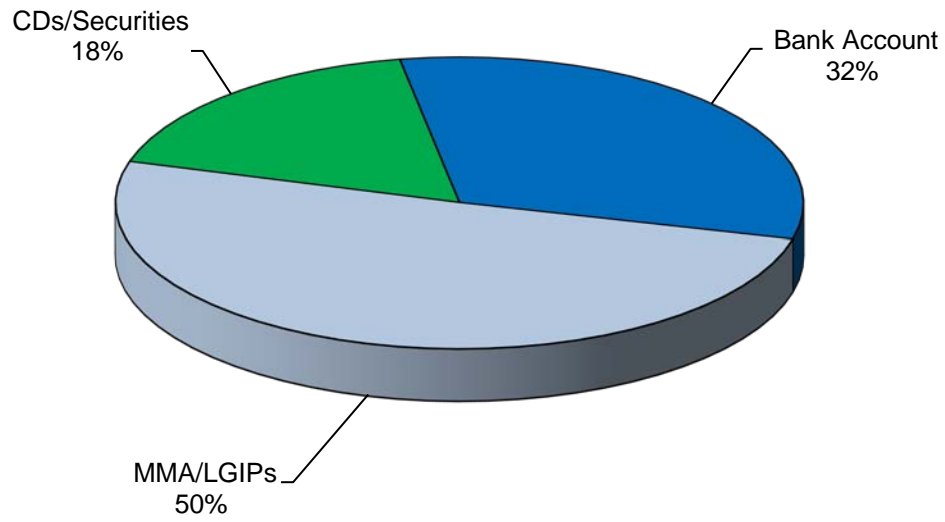
June 30, 2020

Description	Rating	Coupon/ Discount	Maturity Date	Settlement Date	Par Value	Book Value	Market Price	Market Value	Life (days)	Yield
FCB Account		0.13%	07/01/2020	06/30/2020	\$ 8,131,536	\$ 8,131,536	1.00	\$ 8,131,536	1	0.13%
Southside Bank MMA		0.37%	07/01/2020	06/30/2020	4,156,803	4,156,803	1.00	4,156,803	1	0.37%
Veritex Bank MMA		0.30%	07/01/2020	06/30/2020	2,736,281	2,736,281	1.00	2,736,281	1	0.30%
TexPool	AAAm	0.22%	07/01/2020	06/30/2020	6,034,106	6,034,106	1.00	6,034,106	1	0.22%
East West Bank CD		1.52%	09/03/2020	03/03/2020	2,010,019	2,010,019	100.00	2,010,019	65	1.53%
East West Bank CD		1.44%	12/03/2020	03/03/2020	1,507,118	1,507,118	100.00	1,507,118	156	1.45%
Texas Regional Bank CD		0.60%	02/15/2021	05/15/2020	1,000,000	1,000,000	100.00	1,000,000	230	0.60%
					<b>\$ 25,575,864</b>	<b>\$ 25,575,864</b>		<b>\$ 25,575,864</b>	<b>24</b>	<b>0.41%</b>
									(1)	(2)

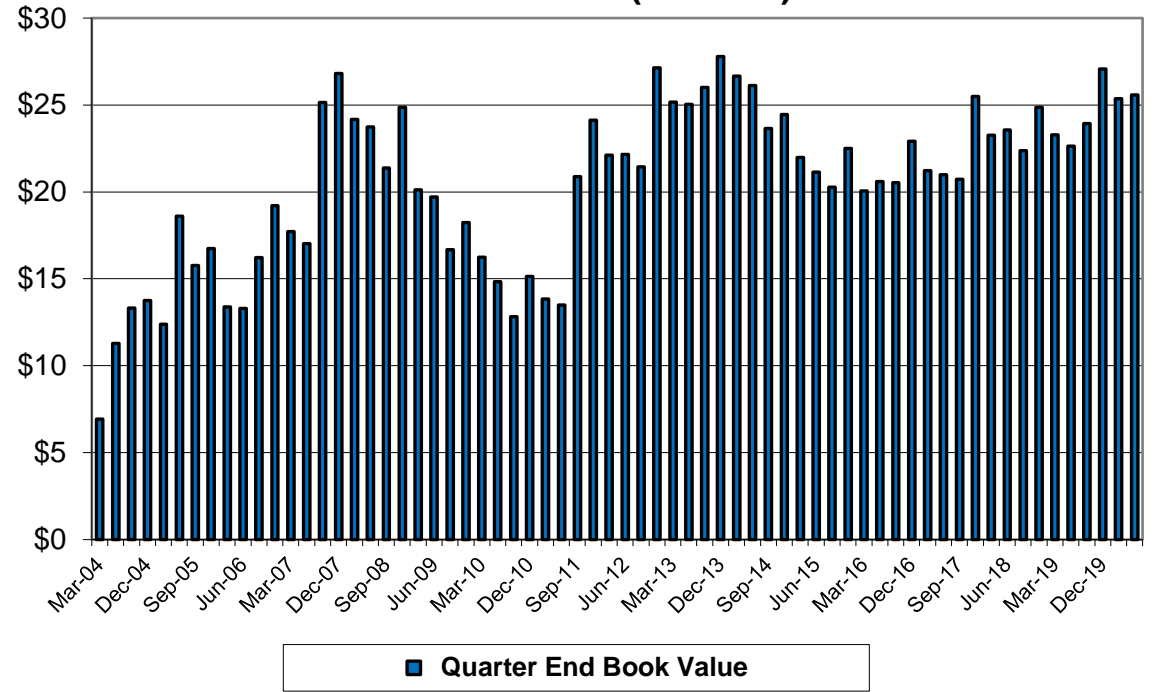
(1) **Weighted average life** - For purposes of calculating weighted average life, bank, pool and money market balances are assumed to have a one day maturity.

(2) **Weighted average yield to maturity** - The weighted average yield to maturity is based on adjusted book value, realized and unrealized gains/losses and investment advisory fees are not considered. The yield for the reporting month is used for bank, pool, and money market balances.

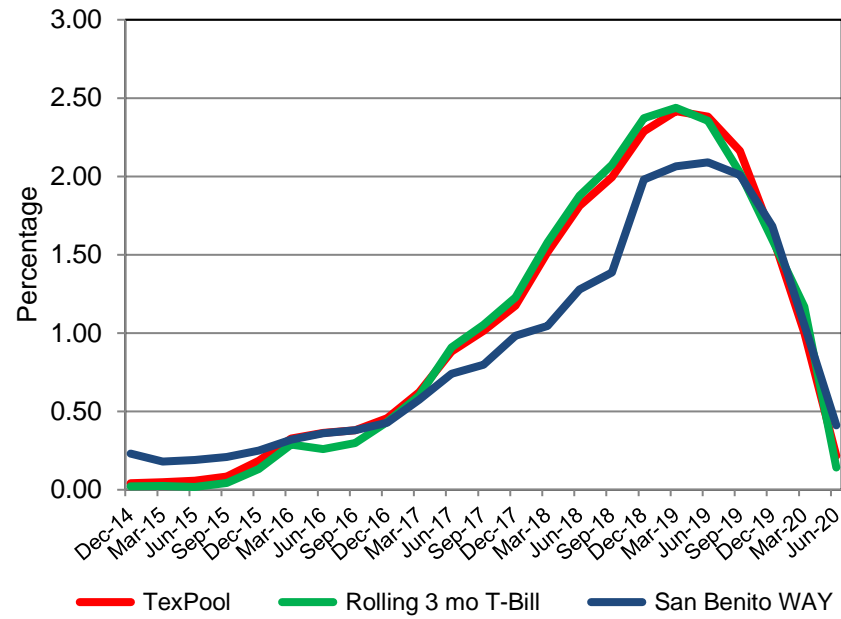
**Portfolio Composition**



**Total Portfolio (Millions)**



**Total Portfolio Performance**



## Book & Market Value Comparison

Description	Coupon/ Discount	Maturity Date	Settlement Date	March 31, 2020		Purchases at Cost	Sales/ Maturities	June 30, 2020	
				Original Face\ Par Value	Book Value			Original Face\ Par Value	Book Value
FCB Account	0.13%	07/01/2020	6/30/2020	\$ 7,926,090	\$ 7,926,090	\$ 205,445	\$ –	\$ 8,131,536	\$ 8,131,536
Southside Bank MMA	0.37%	07/01/2020	6/30/2020	4,153,562	4,153,562	3,241		4,156,803	4,156,803
Veritex Bank MMA	0.30%	07/01/2020	6/30/2020	2,733,613	2,733,613	2,668		2,736,281	2,736,281
TexPool	0.22%	07/01/2020	6/30/2020	6,027,345	6,027,345	6,761		6,034,106	6,034,106
East West Bank CD	2.52%	04/03/2020	04/03/2019	1,023,256	1,023,256		(1,023,256)	–	–
East West Bank CD	1.52%	09/03/2020	03/03/2020	2,002,417	2,002,417	7,603		2,010,019	2,010,019
East West Bank CD	1.44%	12/03/2020	03/03/2020	1,501,717	1,501,717	5,401		1,507,118	1,507,118
Texas Regional Bank CD	0.60%	02/15/2021	05/15/2020	–	–	1,000,000		1,000,000	1,000,000
<b>TOTAL</b>				<b>\$ 25,368,000</b>	<b>\$ 25,368,000</b>	<b>\$ 1,231,119</b>	<b>\$ (1,023,256)</b>	<b>\$ 25,575,864</b>	<b>\$ 25,575,864</b>

**Fund Allocation**  
**Book & Market Value**  
**June 30, 2020**

	<b>Fund Total</b>	<b>FCB Account</b>	<b>Southside Bank MMA</b>	<b>Veritex Bank MMA</b>	<b>TexPool</b>	<b>East West Bank CDs</b>	<b>Texas Regional Bank CDs</b>
Consolidated/General	\$ 11,060,493	\$ 2,715,083	\$ -	\$ 4,470,128	\$ 2,368,164	\$ 1,507,118	\$ -
Escrow	265,814	-	-	-	265,814	-	-
Utilites Cons./W & S	3,459,101	3,459,101	-	-	-	-	-
Payroll	552,694	552,694	-	-	-	-	-
Water (Greenbank)	1,563,978	-	-	1,563,978	-	-	-
Water Treatment Plant	1,426,392	-	923,888	-	-	502,505	-
W&S O & M Reserve	468,849	-	410,835	-	58,013	-	-
W&S R & R Reserve	265,933	-	236,679	-	29,254	-	-
W & S Debt Service Reserve	446,600	-	383,750	-	62,849	-	-
W & S Reserve Capital Imp	212,991	-	-	-	212,991	-	-
Water and Sewer	80,799	-	-	-	80,799	-	-
CO 2007 EDC Projects	957,844	-	-	-	957,844	-	-
CO Series 2011	781,129	-	781,129	-	-	-	-
CO Series 2012	121,075	-	-	-	121,075	-	-
Cons. Cash Grant CO	1,393,169	388,159	-	-	-	1,005,010	-
Veterans Memorial	44,090	44,090	-	-	-	-	-
Resaca Trails	753	753	-	-	-	-	-
Hotel/Motel Tax	524,804	22,300	-	-	-	502,505	-
Community Dev. Block Grant	3,651	3,651	-	-	-	-	-
DSRIP UTHSCSA	27,506	27,506	-	-	-	-	-
Police	4,560	4,560	-	-	-	-	-
Forfeiture Seizure Federal	70,028	70,028	-	-	-	-	-
Special Investigations Ckg	211,987	211,987	-	-	-	-	-
Special investigation Svgs	57,179	57,179	-	-	-	-	-
Fire Relief & Retirement Plan	44,384	44,384	-	-	-	-	-
Border Security	16,061	16,061	-	-	-	-	-
Emergency Management Funds	210,492	210,492	-	-	-	-	-
TIRZ	1,303,509	303,509	-	-	-	-	1,000,000
<b>TOTAL</b>	<b>\$ 25,575,864</b>	<b>\$ 8,131,536</b>	<b>\$ 2,736,281</b>	<b>\$ 6,034,106</b>	<b>\$ 4,156,803</b>	<b>\$ 3,517,137</b>	<b>\$ 1,000,000</b>

**Fund Allocation  
Book & Market Value  
March 31, 2020**

	<b>Fund Total</b>	<b>FCB Account</b>	<b>Southside Bank MMA</b>	<b>Veritex Bank MMA</b>	<b>TexPool</b>	<b>East West Bank CDs</b>
Consolidated/General	\$ 11,392,539	\$ 2,036,129	\$ -	\$ 4,465,119	\$ 2,366,318	\$ 2,524,973
Escrow	265,607	-	-	-	265,607	-
Utilites Cons./W & S	2,961,762	2,961,762	-	-	-	-
Payroll	383,572	383,572	-	-	-	-
Water (Greenbank)	1,562,226	-	-	1,562,226	-	-
Water Treatment Plant	1,423,591	-	922,987	-	-	500,604
W&S O & M Reserve	468,434	-	410,465	-	57,968	-
W&S R & R Reserve	265,697	-	236,466	-	29,231	-
W & S Debt Service Reserve	446,205	-	383,405	-	62,800	-
W & S Reserve Capital Imp	212,824	-	-	-	212,824	-
Water and Sewer	80,736	-	-	-	80,736	-
CO 2007 EDC Projects	957,097	-	-	-	957,097	-
CO Series 2011	780,290	-	780,290	-	-	-
CO Series 2012	120,980	-	-	-	120,980	-
Cons. Cash Grant CO	1,389,220	388,012	-	-	-	1,001,208
Veterans Memorial	42,074	42,074	-	-	-	-
Resaca Trails	58,270	58,270	-	-	-	-
Hotel/Motel Tax	552,924	52,320	-	-	-	500,604
Community Dev. Block Grant	22,899	22,899	-	-	-	-
DSRIP UTHSCSA	25,210	25,210	-	-	-	-
Police	4,773	4,773	-	-	-	-
Forfeiture Seizure Federal	40,862	40,862	-	-	-	-
Special Investigations Ckg	211,906	211,906	-	-	-	-
Special investigation Svgs	50,179	50,179	-	-	-	-
Fire Relief & Retirement Plan	86,625	86,625	-	-	-	-
Border Security	16,055	16,055	-	-	-	-
Emergency Management Funds	242,189	242,189	-	-	-	-
TIRZ	1,303,254	1,303,254	-	-	-	-
<b>TOTAL</b>	<b>\$ 25,368,000</b>	<b>\$ 7,926,090</b>	<b>\$ 2,733,613</b>	<b>\$ 6,027,345</b>	<b>\$ 4,153,562</b>	<b>\$ 4,527,390</b>